

The Top 100 Essential Guitar Chords

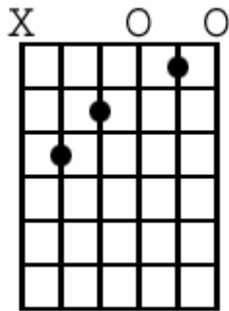
www.UltimateBeginnerGuitar.com/main.php

Top 100 Essential Chords:

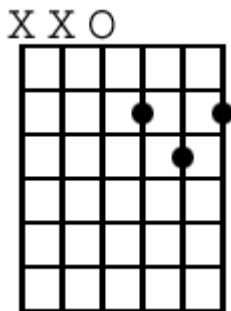
Open Position Chords: Major

This first section contains your standard open chords. Every beginner should learn these probably before trying to play anything else.

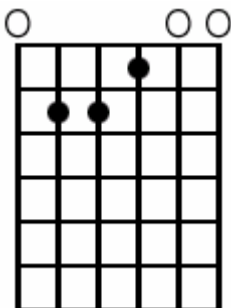
1. C major



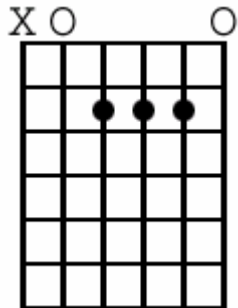
2. D major



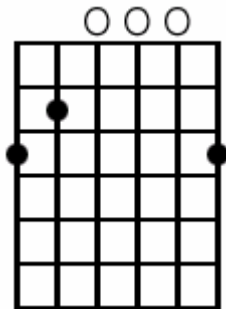
3. E major



4. A major



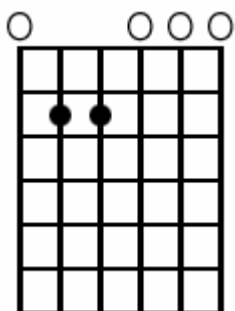
5. G major



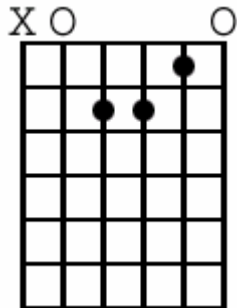
Open Position Chords: Minor

Next we have open position minor chords.

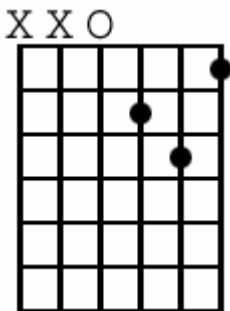
6. E minor



7. A minor



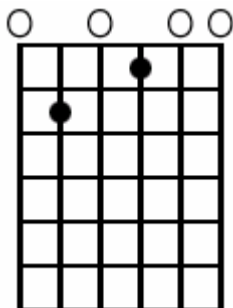
8. D minor



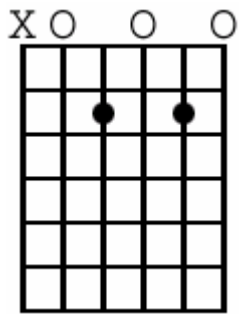
Open Position Chords: 7th

Next, there are a few “7” chords, sometimes called “Dominant 7”. These are played in the “open” position. These contain 4 tones.

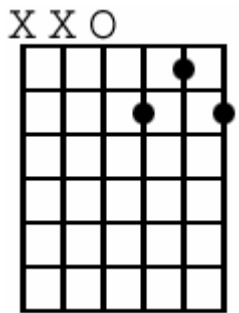
9. E7



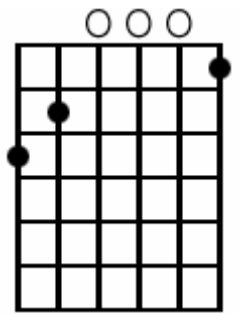
10. A7



11. D7



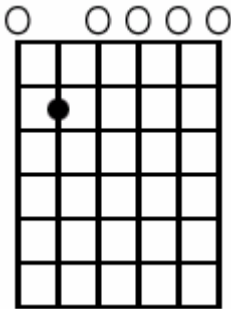
12. G7



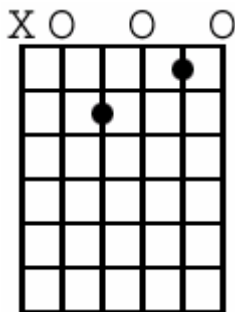
Open Position Chords: Minor 7th

The second most common 4-note chords: Minor 7 chords, here in the open position:

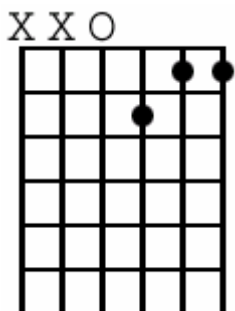
13. Em7



14. Am7



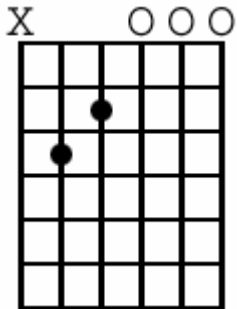
15.



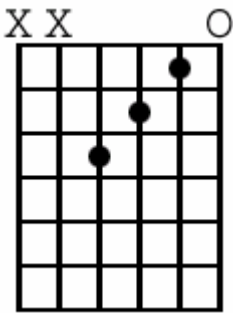
Open Position Chords: Major 7th

Here is a new kind of 4-note chord: The major 7 chord.

15. Cmaj7



16. Fmaj7

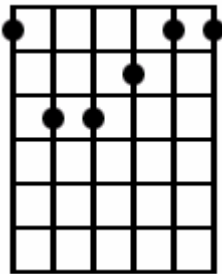


Barre Chords: Major

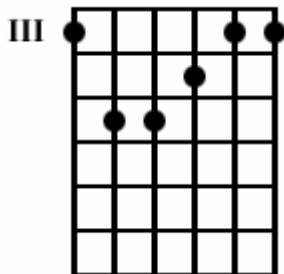
Moving on, while the open chords were the easiest to play, now we have barre chords which are a little harder.

You have to “barre” the entire first fret of the chord with your index finger. (I go over the barre technique in the [Ultimate Beginner Guitar Course](#))

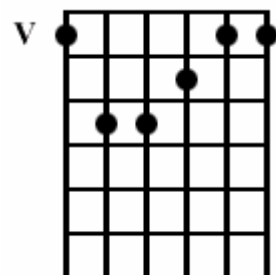
17. Fmajor



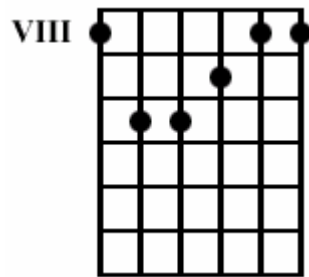
18. Gmajor



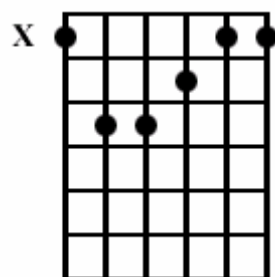
19. Amajor



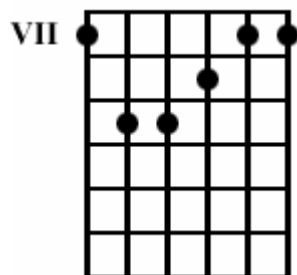
20. C major



21. D major



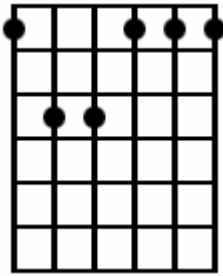
22. B major



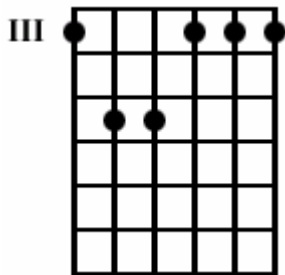
Barre Chords: Minor

Also Essential are minor barre chords:

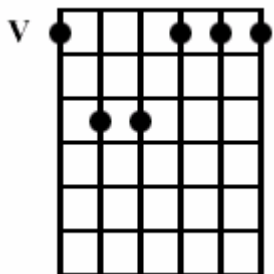
23. Fminor



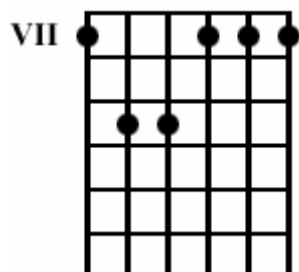
24. Gm



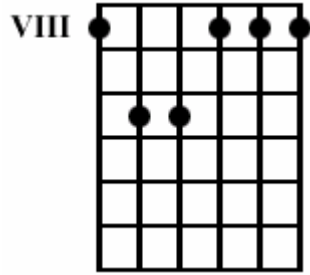
25. Am



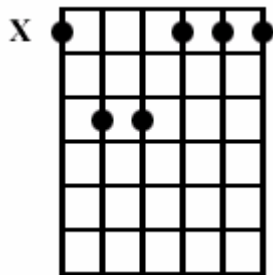
26. Bm



27. Cm



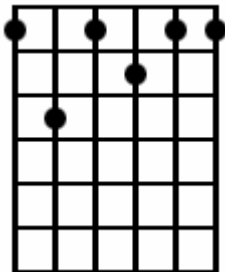
28. Dm



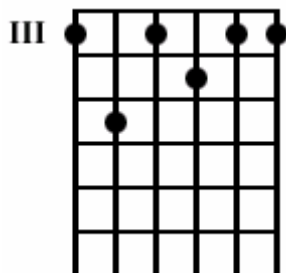
Barre Chords: dominant

Here's the dominant 7 chords in barre form.

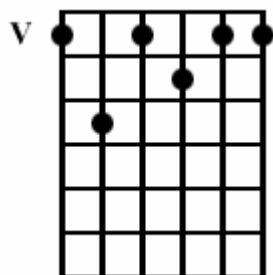
29. F7



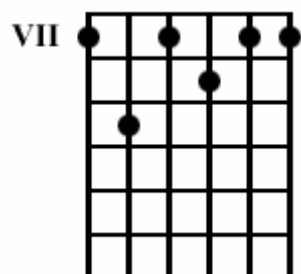
30. G7



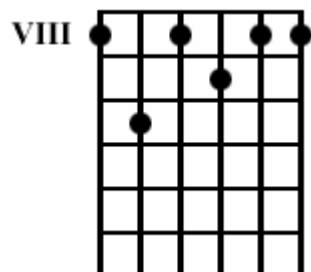
31. A7



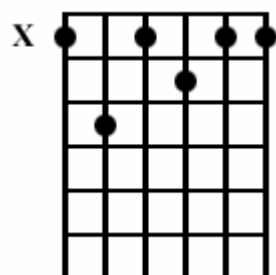
32. B7



33. C7



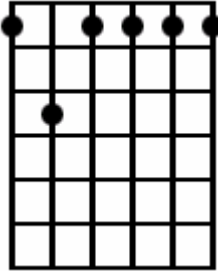
34. D7



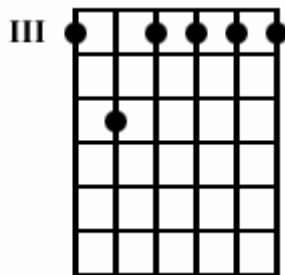
Barre Chords: Minor 7

And the minor 7s in barre form...

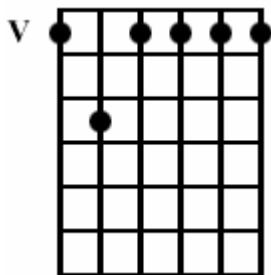
35. Fm7



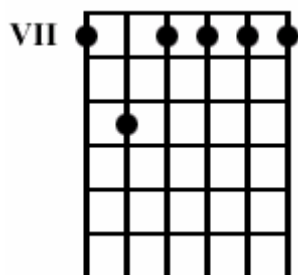
36. Gm7



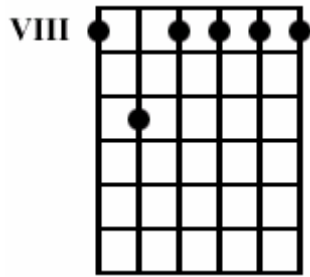
37. Am7



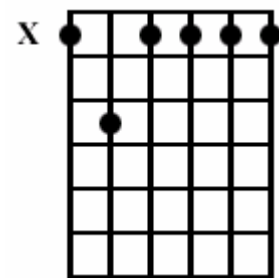
38. Bm7



39. Cm7



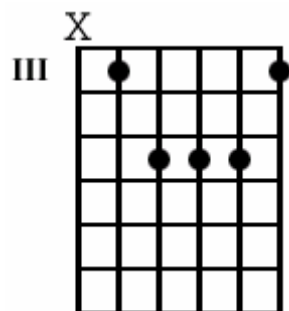
40. Dm7



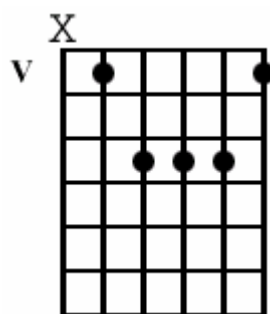
Barre Chords: ROOTS ON 'A' STRING: Major

Also, there are many useful barre shapes with the roots in the A string.

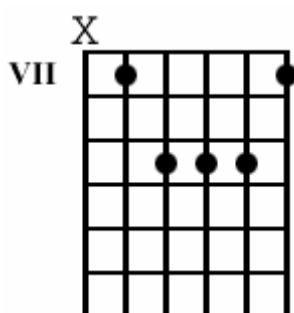
41. C



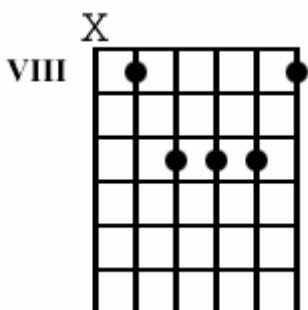
42. D



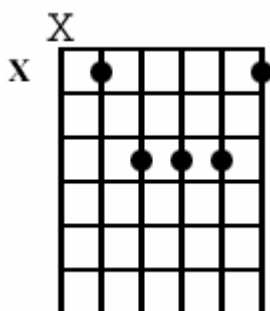
43. E



44. F

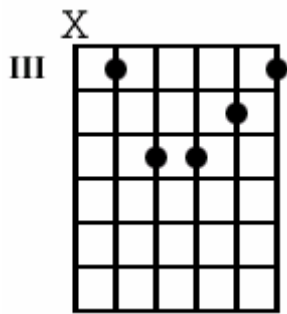


45. G

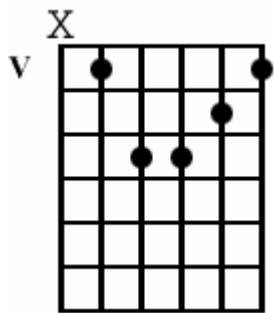


Barre Chords: ROOTS ON 'A' STRING: Minor

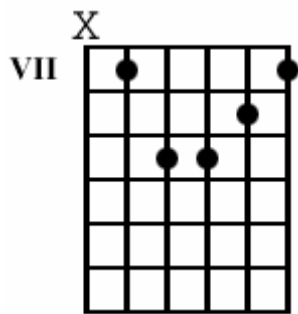
46. Cm



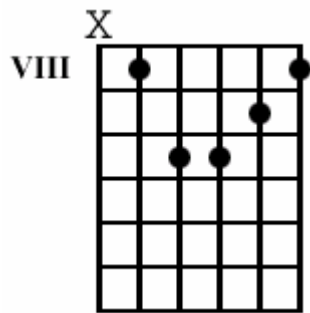
47. Dm



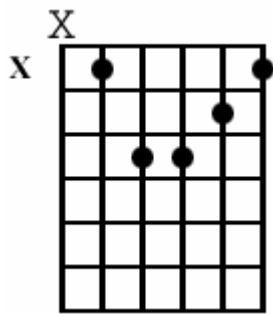
48. Em



49. Fm

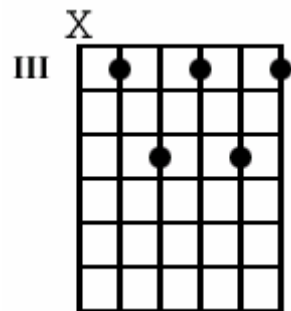


50. Gm

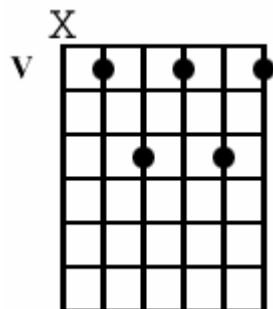


Barre Chords: ROOTS ON 'A' STRING: dominant

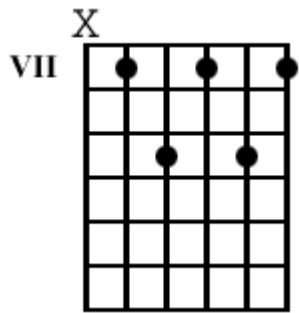
51. C7



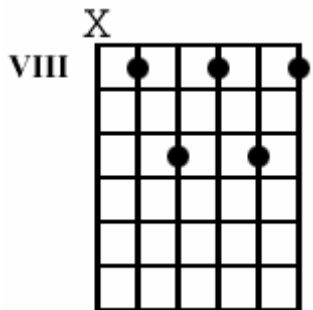
52. D7



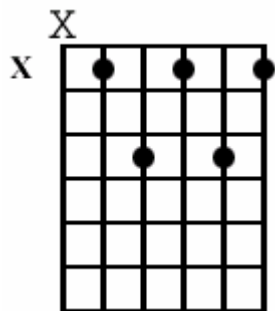
53. E7



54. F7

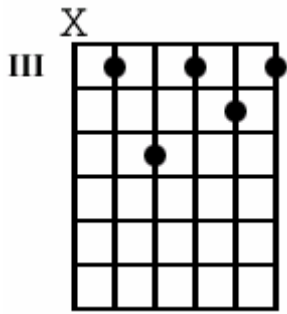


55. G7

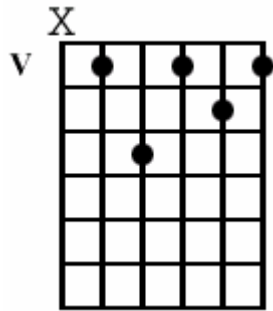


Barre Chords: ROOTS ON 'A' STRING: Minor 7

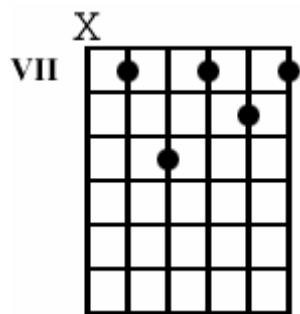
56. Cm7



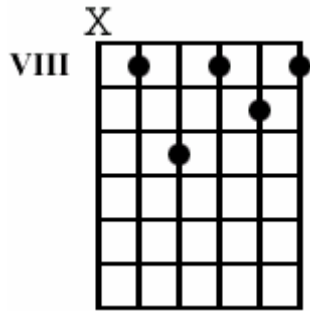
57. Dm7



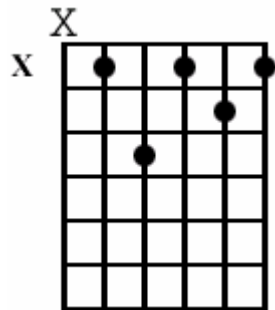
58. Em7



59. Fm7



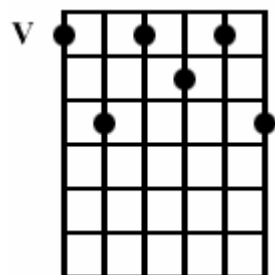
60. Gm7



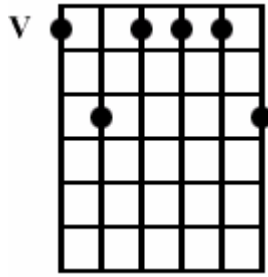
9th Chords

Here we have some new chords in 9 chord family.

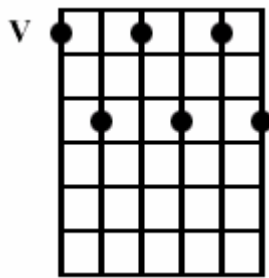
61. A9



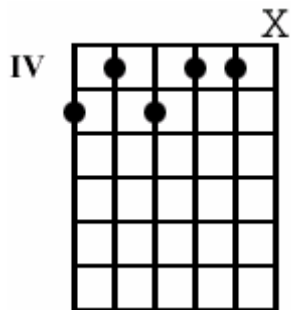
62. Am9



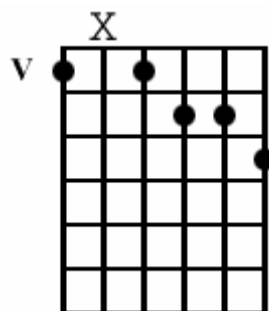
63. A9sus4



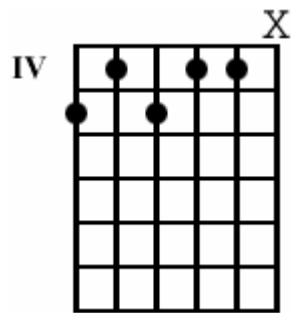
64. A9b5



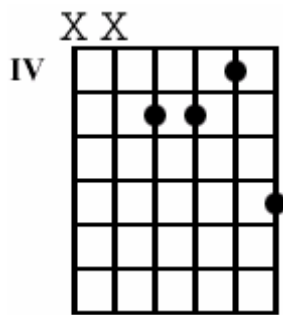
65. A9#5



66. A9#11



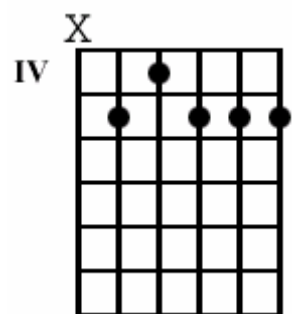
67. Am9b5



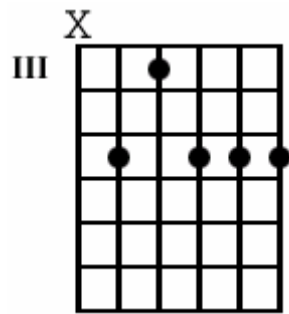
9th Chords: ROOTS ON 'A' STRING

Chords from the 9th-chord family with roots on the 'A' String.

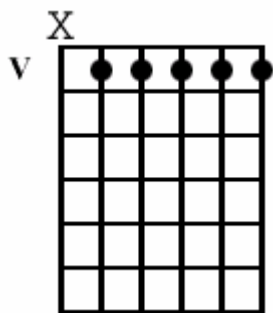
68. D9



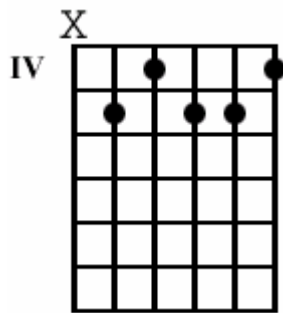
69. Dm9



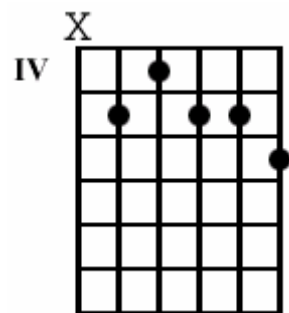
70. D9sus4



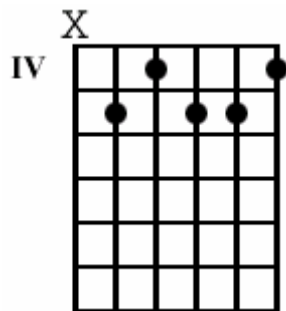
71. D9b5



72. D9#5



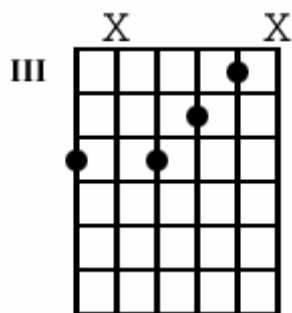
73. D9#11



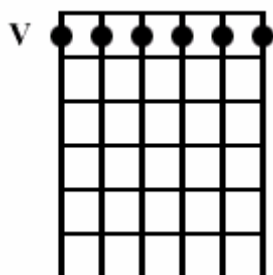
11th Chords

Here are some more advanced chords in the 11th chord family.

74. A11

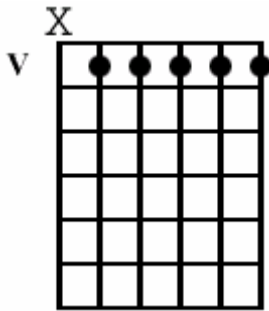


75. Am11

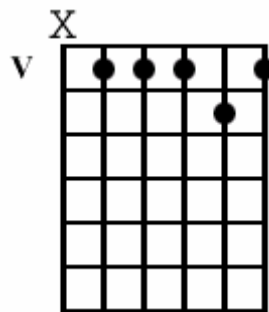


11th Chords: ROOTS ON 'A' STRING

76. D11



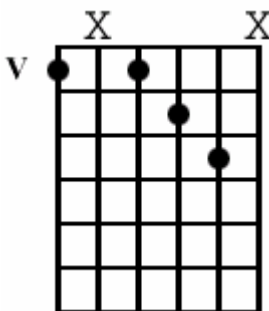
77. Dm11



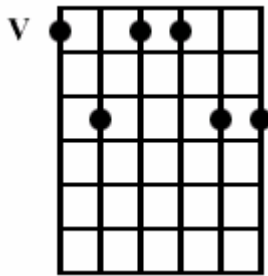
13th Chords

And 13th chords...

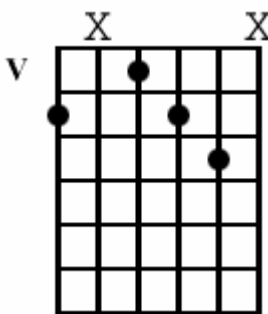
78. A13



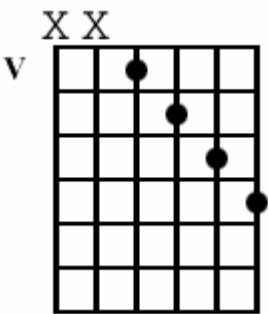
79. Am13



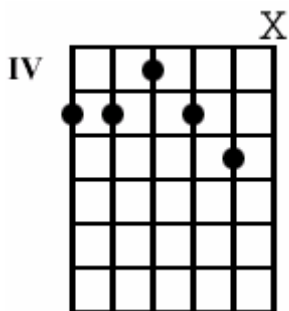
80. A13b9



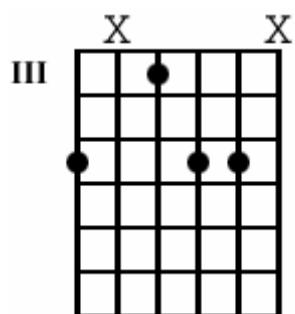
81. A13#9



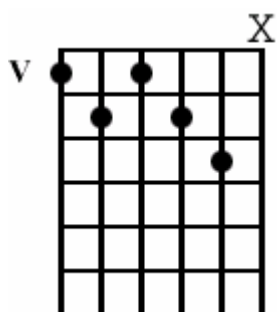
82. A13b5b9



83. A13#5b9

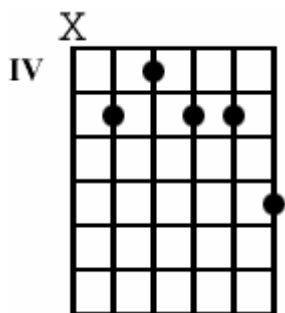


84. A13#11

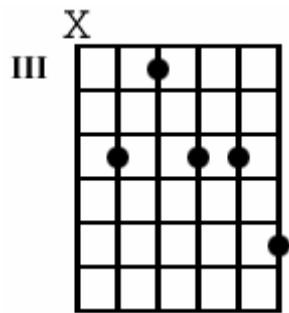


13th Chords: ROOTS ON 'A' STRING

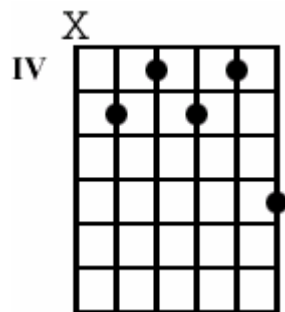
85. D13



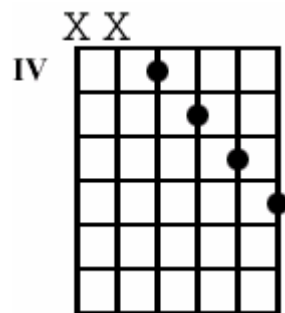
86. Dm13



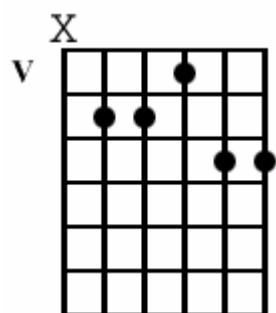
87. D13b9



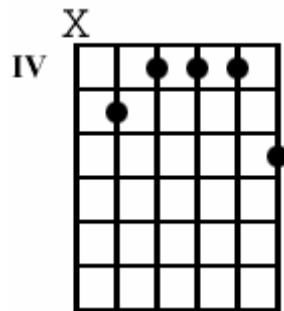
88. D13#9



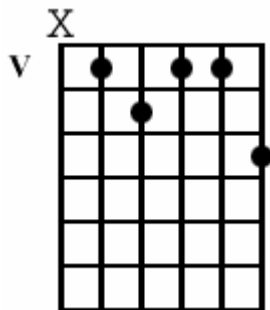
89. D13b5b9



90. D13#5b9



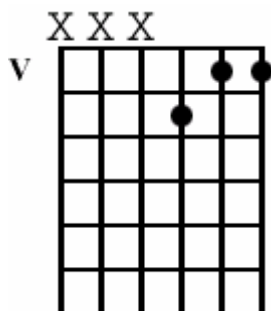
91. D13#11



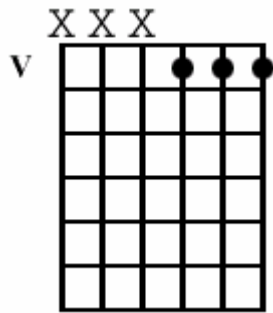
3 Note Chord Voicings: Triads

Here's a few triad voicings on the top 3 strings. Very useful:

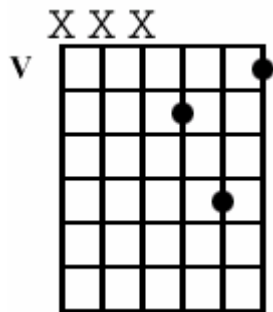
92. A major



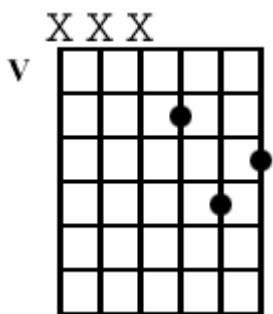
93. A minor



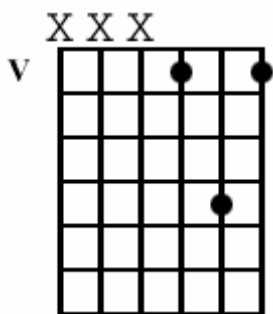
94. A7



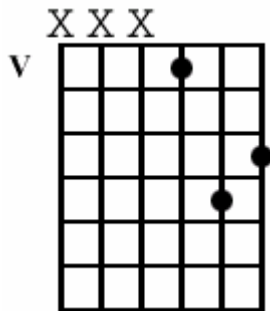
95. A9



96. Am7



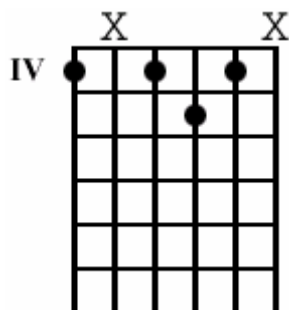
97. Am9



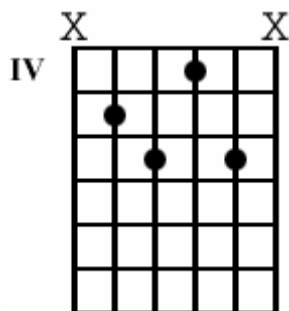
Chord Variations

And finally a few useful chord variations to round off our top 100 chords:

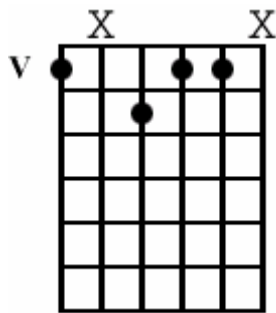
98. A diminished



99. D diminished



100. Am/maj7



Written by Claude Johnson and Silvio Gazquez
© 2008 GuitarControl.com

Check Out Our Products:

WWW.ULTIMATEBEGINNERGUITAR.COM/MAIN.PHP

WWW.GUITARCONTROL.COM/MAIN.PHP

WWW.ACOUSTICMASTERY.COM/MAIN.PHP

WWW.PLAYLEADGUITAR.COM/MAIN.PHP

WWW.HOWTOPLAYBLUES.COM/MAIN.PHP

WWW.GOSPELGUITARCOURSE.COM/MAIN.PHP

WWW.GUITARSCALESYSTEM.COM/MAIN.PHP

WWW.AMAZINGJAMTRACKS.COM/MAIN.PHP

WWW.FUSIONGUITARSECRETS.COM/MAIN.PHP

WWW.VIRTUOSOGUITARSECRETS.COM/MAIN.PHP

WWW.AMAZING-SINGING-LESSONS.COM/MAIN.PHP